

ardo alyssa double

MEMORY PLUS PERSONALISED EXPRESSING WITH THE TOUCH OF A BUTTON



Factsheet Memory Plus / Y01 / 10.2021



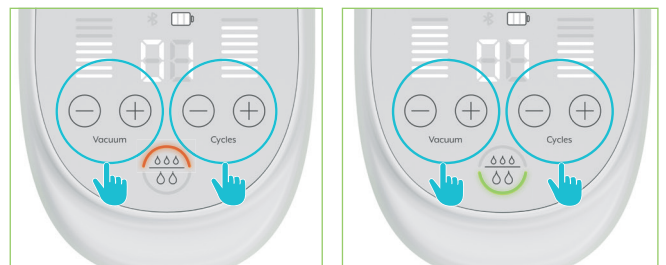
Memory Plus

Memory Plus from Ardo Alyssa

is the innovative and personalised memory function of the Ardo Alyssa Double breastpump with a major bonus: all of the expressing sequences that have been individually customised by a mother can be saved. Every setting in every phase saved for the entire expressing period and retrieved with the touch of a button – this is the bonus that Memory Plus from Ardo Alyssa delivers.

Pumping session history

An expressing sequence is a very personal combination of suction strength (vacuum) and suction frequency (cycle) with different durations in the stimulation and expression modes.




Saving with Memory Plus



At any time, the mother can save the settings and expression duration that ensure her milk flows best by holding down the Memory Plus button. Two beeps confirm that the settings have been saved, the button lights up white and Ardo Alyssa turns itself off.

Replaying a pumping session history with Memory Plus

The next time Ardo Alyssa is turned on, it will automatically start in the Memory Plus function and the Memory Plus button will flash during the expressing. The breastpump switches automatically off after the saved expressing sequence has been replayed.



Exiting Memory Plus




If the vacuum or cycle settings are changed or if another function is selected, the breastpump exits Memory Plus mode. The saved sequence is unchanged and the Memory Plus button lights up white. The next time Ardo Alyssa is turned on, it will automatically start in the Memory Plus function.

Saving a new pumping session history with Memory Plus

The settings and duration of the expressing can be changed at any time. To save the new pumping session history and to overwrite the old one, the mother simply needs to hold down the Memory Plus button until the breastpump beeps and the button flashes to confirm the new selection. Ardo Alyssa switches off after saving the session.



Deleting a pumping session history



To delete the saved pumping session history, Ardo Alyssa must first be switched on. The history is deleted by holding down the Memory Plus button. The Memory Plus button no longer lights up.

Memory Plus displays



The button does not light up:
There is no pumping session history saved



The button lights up:
A pumping session is saved but will not be replayed



The button flashes:
A pumping session history is saved and is being replayed

What more can Ardo Alyssa do?

With Ardo Alyssa not only are the last settings saved but the entire pumping session history in the stimulation and expression mode is also saved.



Ardo Alyssa therefore offers the following benefits:

- The user always starts with the gentle default settings for vacuum and cycle. These settings increase slowly or quickly depending on the previously saved personal settings and guarantee expressing that is gentle on the nipples.
- When replaying the session, the vacuum increases gradually according to the saved settings. If her nipples start to hurt, the user can intervene at any time during the expressing sequence and reduce the vacuum.
- Ardo Alyssa stops automatically after the history has been replayed.

The saved data can also be readily accessed with the touch of a button by switching on the Ardo Alyssa breastpump.

These innovative bonus features of the Ardo Alyssa ensure that the user can express with an easy, personalised and gentle sequence.